




Acetrap100[®]

Features

Zero air loss and diaphragm type automatic air trap in compressed air system.

1. Level-controlled float provides zero air loss and no external power supply.
2. Large size of diaphragm and big orifice(7Ø) allow for safe discharge of dirty particles.
3. Only two moving parts ensure long durability and minimal maintenance.
4. You can check the operation status at a glance by pressing the manual test key.
5. Major internal parts made of stainless steel.



Specifications

| Model | Acetrap100L | Acetrap100N | Acetrap10H |
|---------------------------|-------------|--------------------------------|------------|
| Operating pressure(bar) | 1.2 ~ 4 | 3 ~ 12 | 10 ~ 16 |
| Connection(Screwed) | | Inlet 1" and 3/4", Outlet 1/2" | |
| Operating temperature(°C) | | 1 ~ 60 | |
| Applicable Fluid* | | charging air | |

* Do not use for toxic, flammable and hazardous fluids.

Option : Strainer with ball valve, Heater for anti icing, Bracket for installation, M5 one touch nipple for not clogging pilot line.

Attention : If there is dirty particles larger than 7Ø, the optional strainer must be used to ensure safe operation. And where equipment and old service tanks are exposed to large amounts of dirty particles, pilot air must be supplied directly from the balance line using optional M5 one-touch nipple.

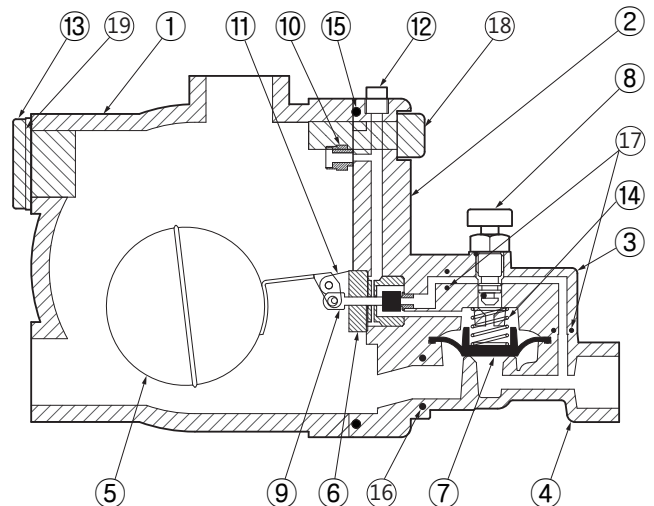
PRESSURE HOUSING DESIGN CONDITIONS(NOT OPERATING CONDITIONS) : Maximum Allowable Pressure(bar) : 20

Maximum Allowable Temperature(°C) : 120



To avoid abnormal operation, accident or serious injury, DO NOT use this product beyond of the specification range. Local regulations may restrict the use of this product to below the conditions quoted.

| No. | DESCRIPTION | MAT'L | ASTM* |
|-----------------|------------------------------|------------------------|----------|
| ① | Housing | AC4C T6 | 356.0 |
| ② | Housing Plate | AC4C T6 | 356.0 |
| ③ | Upper Discharge ¹ | AC4C T6 | 356.0 |
| ④ | Lower Discharge ¹ | AC4C T6 | 356.0 |
| ⑤ ^M | Ball-Float | SUS304 | A240-304 |
| ⑥ ^{MR} | Air Chamber | Bronze | B505 |
| ⑦ ^R | Diaphragm | NBR/VITON ² | D2000BF |
| ⑧ ^{MR} | Test key | Bronze | B505 |
| ⑨ ^R | Needle Valve | SUS304 | A240-304 |
| ⑩ ^M | Mesh Filter | Bronze | B505 |
| ⑪ | Air Chamber Bracket | SUS304 | A240-304 |
| ⑫ | Pilot Air Bolt | SUS304 | A240-304 |
| ⑬ | Housing Plug | Bronze | B505 |
| ⑭ ^R | Diaphragm Spring | SUS304 | A240-304 |
| ⑮ ^R | Housing O-ring | NBR | D2000BF |
| ⑯ ^R | Discharge Body O-ring | NBR | D2000BF |
| ⑰ ^R | Upper Discharge O-ring | NBR | D2000BF |
| ⑱ | Housing Bolt | SUS304 | A240-304 |
| ⑲ ^{MR} | Housing Plug Gasket | PE | D4976 |



¹ The set of plastic discharge is standard(mat'l is N66-G33 and D638 of ASTM).

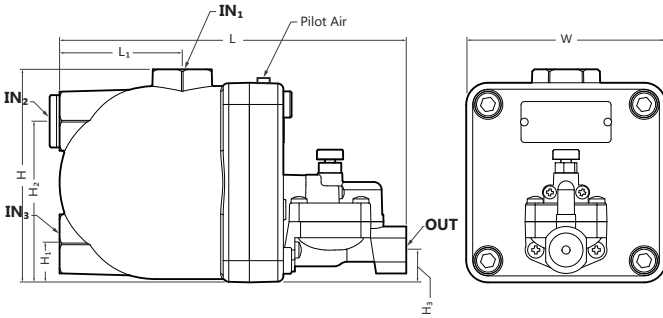
² For OIL FREE compressor use.

* Equivalent

Replacement kits available : (M) maintenance parts, (R) repair parts.

Dimensions

● Acetrap100N

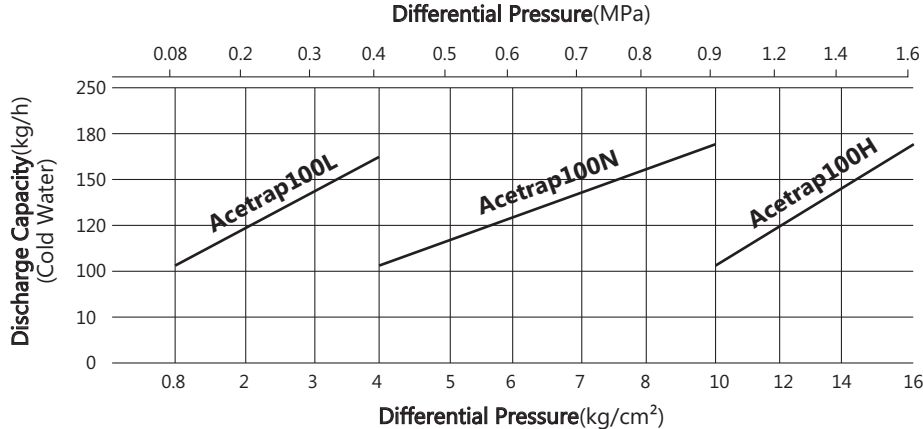


| Model | Acetrap100L / Acetrap100N / Acetrap100H |
|----------------|---|
| L | 245 |
| L ₁ | 94 |
| H | 172 |
| H ₁ | 46 |
| H ₂ | 136 |
| H ₃ | 44 |
| W | 150 |
| IN* | 1" and 3/4" |
| OUT* | 1/2" |
| Pilot Air | M5 |
| Weight*(kg) | 3.82 |

* IN, OUT NPT THREAD optional.
* Figures are rounded up.

ATTENTION : A pressure balancing line must be connected to the air system from the balancing port at the top of the trap to a place above any possible condensate accumulation in the system.

Discharge Capacity



1. Differential pressure is the difference between the inlet and outlet pressure of the trap.
2. The chart is applicable to condensate below 60°C.
3. The discharge capacity is for a liquid with specific gravity of 1.
4. The discharge capacity is based on one cycle per at least 30 seconds.
5. Recommended safety factor : at least 1.5.



Do not use traps under conditions that exceed maximum difference pressure, as condensate backup will occur!